



Preise und Zuschläge

Die aufgeführten Preise in der Preisliste verstehen sich per Meter netto.

Zuschnitte und Rahmen werden nach dem Tarif berechnet.

Muster

Auf Anfrage stellen wir Ihnen gerne Musterstücke à 25 cm oder Musterwinkel à 17 x 17 cm zur Verfügung.

Mengenrabatte

| | |
|----------|------------|
| ab 18 m | 5% Rabatt |
| ab 36 m | 8% Rabatt |
| ab 60 m | 10% Rabatt |
| ab 120 m | 12% Rabatt |

Diese % gelten pro Nummer und Breite in der gleichen Holzart.

Qualität

Die übliche Stablänge liegt zwischen 2 und 3 m. Bedenken Sie, dass Naturhölzer lebendige und ungleichmässige Strukturen aufweisen können, welche die Schönheit der Natur ausmachen. Geringe Farb- und Strukturunterschiede, wie z.B. Spiegel bei Eiche oder Riegel bei Ahorn, sind naturgegeben und zu akzeptieren. Für Rahmen wählen wir möglichst homogene Schenkel.

Wth B

Gezinkt, eignet sich zum Grundieren, Vergolden, zum deckend Bearbeiten, so dass die Zinkung unsichtbar ist. Leistenlänge 3 Meter

Rohleisten Extraanfertigungen / Kehlmesser

Für das Anfertigen von Kehlmessern für Extraprofile verrechnen wir den effektiven Aufwand. Das Material (Stahl) stellen wir kostenlos zur Verfügung. Die Kehlmesser bleiben in unserem Besitze, diese können in keinem Fall vom Kunden angefordert werden.

Mindestbezug für Extraanfertigungen: 60 m.

Grundierte Leisten

Eignen sich zum Vergolden, Lackieren, etc. Leistenlänge 3 m

FSC®

Das Forest Stewardship Council® ist eine internationale Nicht-Regierungsorganisation, die weltweit eine umweltfreundliche, sozial gerechte und wirtschaftlich tragfähige Bewirtschaftung der Wälder fördert. Für weitere Informationen besuchen Sie www.fsc.org.

Der FSC setzt sich weltweit für die Förderung nachhaltiger Forstwirtschaft ein.

FSC hilft Wälder für zukünftige Generationen zu erhalten. Der FSC hilft Wälder zu erhalten und schützt die Interessen von Menschen und die Tiere, die in oder von diesen Wäldern leben.


Herkunft Rohhölzer

| | |
|----------------|------------------------------------|
| Ahorn | Schweiz |
| Eiche | USA, EU |
| Fichte | Schweiz |
| Weymouthsföhre | Schweiz |
| Kirschbaum | Schweiz, Frankreich, Kroatien, USA |
| Linde | Ungarn |
| Nussbaum | Nordamerika |




Weymouthsföhre (Wth B)

Leisten sind keilgezinkt eignen sich zum Grundieren und Vergolden



Weymouthsföhre (Wth A)

eignen sich zum Grundieren und Vergolden



Eiche

Struktur: gefladert, gestreift, mit auffälligen Markstrahlen, glänzend, sehr dekorativ



Ahorn

Struktur: schlicht, schwach gefladert/gestreift, gewellt, gemasert, seidig glänzend, sehr dekorativ



Nussbaum

Struktur: gefladert, glänzend, sehr dekorativ




Kirschbaum

Struktur: gefladert, gestreift, geflammt, gemasert, glänzend, sehr dekorativ







Fichte







Struktur: gefladert, gestreift, schwach glänzend, wenig dekorativ









Linde

Struktur: schlicht,

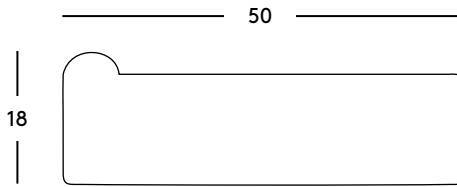
| Profilschnitt | Art-Nr. | Bezeichnung | Holzart | Tarif-Nr. |
|---|---------|--------------------|---------|-----------|
| Falzleisten | | | | |
|  | 09731 | 1339 -4/6 | Wth B | 130 |
|  | 09732 | 1339 -4/8 | Wth B | 130 |
|  | 09733 | 1339 -6/8 | Wth B | 130 |
|  | 09734 | 1339 -5/10 | Wth B | 130 |
|  | 09735 | 1339 -8/10 | Wth B | 130 |
|  | 09736 | 1339 -10/12 | Wth B | 140 |
|  | 09737 | 1339 -12/15 | Wth B | 240 |
|  | 09736 | 1339 -10/20 | Wth B | 140 |
|  | 09746 | 1339 -15/25 | Wth B | 140 |

| Profilschnitt | Art-Nr. | Bezeichnung | Holzart | Tarif-Nr. |
|---|---------|-------------------|------------|-----------|
| Distanzleisten | | | | |
|  | 55807 | 7030 -4/10 | Linde | 130 |
| | 55808 | 7030 -4/10 | Fichte | 130 |
| | 55809 | 7030 -4/10 | Ahorn | 140 |
| | 55810 | 7030 -4/10 | Eiche | 130 |
| | 55811 | 7030 -4/10 | Nussbaum | 150 |
| | 55812 | 7030 -4/10 | Kirschbaum | 150 |
|  | 55305 | 7030 -5/5 | Linde | 130 |
| | 09826 | 7030 -5/5 | Fichte | 130 |
| | 09827 | 7030 -5/5 | Ahorn | 130 |
| | 09828 | 7030 -5/5 | Eiche | 130 |
| | 55829 | 7030 -5/5 | Nussbaum | 150 |
| | 55830 | 7030 -5/5 | Kirschbaum | 150 |
|  | 55306 | 7030 -5/10 | Linde | 130 |
| | 09829 | 7030 -5/10 | Fichte | 130 |
| | 09836 | 7030 -5/10 | Ahorn | 140 |
| | 53066 | 7030 -5/10 | Eiche | 140 |
| | 55835 | 7030 -5/10 | Nussbaum | 150 |
| | 5836 | 7030 -5/10 | Kirschbaum | 150 |
|  | 55307 | 7030 -5/15 | Linde | 230 |
| | 09838 | 7030 -5/15 | Fichte | 230 |
| | 09840 | 7030 -5/15 | Ahorn | 240 |
| | 09839 | 7030 -5/15 | Eiche | 240 |
| | 55841 | 7030 -5/15 | Nussbaum | 260 |
| | 55842 | 7030 -5/15 | Kirschbaum | 260 |
|  | 55308 | 7030 -5/20 | Linde | 230 |
| | 09841 | 7030 -5/20 | Fichte | 230 |
| | 09843 | 7030 -5/20 | Ahorn | 240 |
| | 09842 | 7030 -5/20 | Eiche | 240 |
| | 55847 | 7030 -5/20 | Nussbaum | 270 |
| | 55848 | 7030 -5/20 | Kirschbaum | 270 |
|  | 55309 | 7030 -5/25 | Linde | 340 |
| | 09844 | 7030 -5/25 | Fichte | 340 |
| | 09846 | 7030 -5/25 | Ahorn | 350 |
| | 09845 | 7030 -5/25 | Eiche | 350 |
| | 55853 | 7030 -5/25 | Nussbaum | 360 |
| | 55854 | 7030 -5/25 | Kirschbaum | 360 |

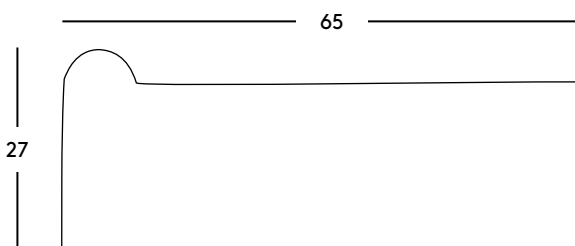
| Profilschnitt | Art-Nr. | Bezeichnung | Holzart | Tarif-Nr. |
|---|---------|-------------------|------------|-----------|
|  | 55310 | 7030 -5/30 | Linde | 340 |
| | 09847 | 7030 -5/30 | Fichte | 340 |
| | 09849 | 7030 -5/30 | Ahorn | 360 |
| | 09848 | 7030 -5/30 | Eiche | 350 |
| | 55859 | 7030 -5/30 | Nussbaum | 390 |
| | 55860 | 7030 -5/30 | Kirschbaum | 380 |
|  | 55312 | 7030 -5/40 | Linde | 450 |
| | 09853 | 7030 -5/40 | Fichte | 450 |
| | 09855 | 7030 -5/40 | Ahorn | 470 |
| | 09854 | 7030 -5/40 | Eiche | 460 |
| | 55871 | 7030 -5/40 | Nussbaum | 4110 |
| | 55872 | 7030 -5/40 | Kirschbaum | 4100 |
|  | 22643 | 7030 -7/25 | Linde | 340 |
| | 22644 | 7030 -7/25 | Fichte | 340 |
| | 22645 | 7030 -7/25 | Ahorn | 360 |
| | 22646 | 7030 -7/25 | Eiche | 350 |
| | 22647 | 7030 -7/25 | Nussbaum | 390 |
| | 22648 | 7030 -7/25 | Kirschbaum | 380 |
|  | 22649 | 7030 -7/35 | Linde | 450 |
| | 22650 | 7030 -7/35 | Fichte | 450 |
| | 22651 | 7030 -7/35 | Ahorn | 470 |
| | 22652 | 7030 -7/35 | Eiche | 460 |
| | 22653 | 7030 -7/35 | Nussbaum | 4110 |
| | 22654 | 7030 -7/35 | Kirschbaum | 4100 |
|  | 22655 | 7030 -7/50 | Linde | 580 |
| | 22656 | 7030 -7/50 | Fichte | 580 |
|  | 22657 | 7030 -7/60 | Linde | 6110 |

| Profilschnitt | Art-Nr. | Bezeichnung | Holzart |
|---------------|---------|-------------|---------|
|---------------|---------|-------------|---------|

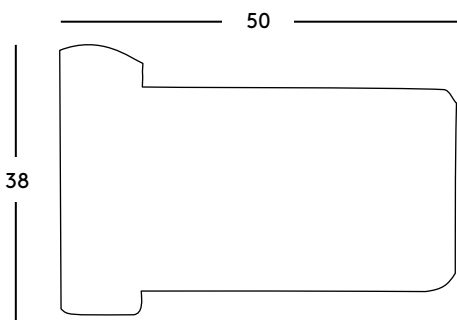
Keilrahmenprofil



07920 **1340** -50/18 Fichte

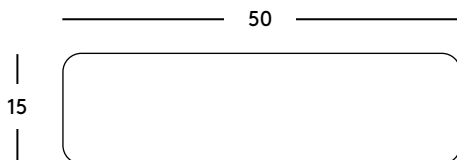


53170 **1340** -65/27 Fichte

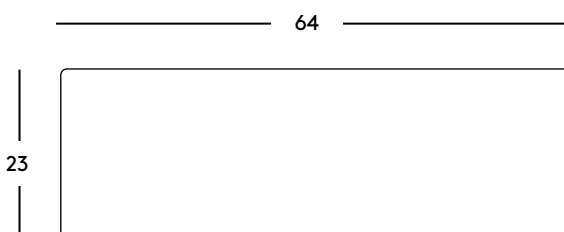


07921 **1340** -50/38 Fichte

Querstreben für Keilrahmen



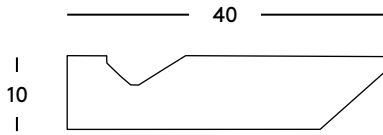
53171 **1330** -50/15 Fichte



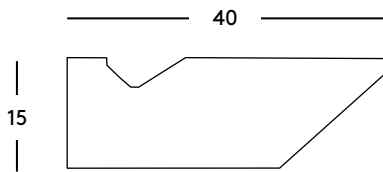
53172 **1330** -64/24 Fichte

| Profilschnitt | Art-Nr. | Bezeichnung | Holzart | Tarif-Nr. |
|---------------|---------|-------------|---------|-----------|
|---------------|---------|-------------|---------|-----------|

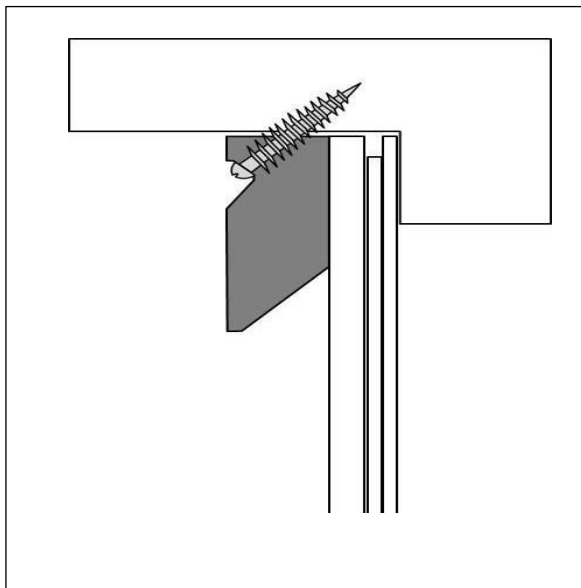
Verstärkungsleisten / Aufhängeleisten



| | | | |
|-------|-----------------|-----------|-----|
| 09116 | 40 -10AL | Tulipwood | 460 |
|-------|-----------------|-----------|-----|

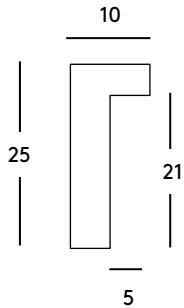


| | | | |
|-------|-----------------|-----------|-----|
| 09117 | 40 -15AL | Tulipwood | 480 |
|-------|-----------------|-----------|-----|

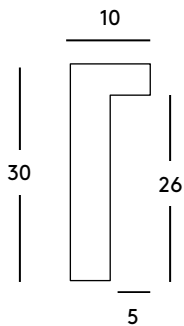


| Profilschnitt | Art-Nr. | Bezeichnung | Holzart | Tarif-Nr. |
|---------------|---------|-------------|---------|-----------|
|---------------|---------|-------------|---------|-----------|

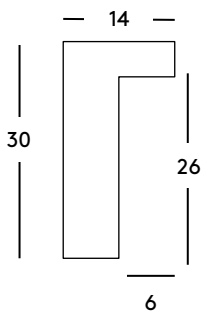
Kastenprofile



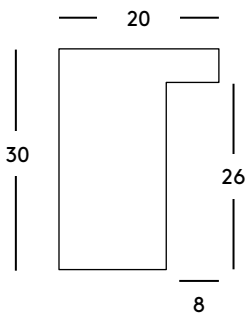
| | | | |
|-------|------------------|------------|------|
| 11263 | 10 -25 KC | Wth A | 170 |
| 11235 | 10 -25 KC | Fichte | 170 |
| 30737 | 10 -25 KC | Linde | 170 |
| 30731 | 10 -25 KC | Ahorn | 190 |
| 30743 | 10 -25 KC | Eiche | 190 |
| 11246 | 10 -25 KC | Nussbaum | 1130 |
| 30753 | 10 -25 KC | Kirschbaum | 1130 |



| | | | |
|-------|------------------|------------|------|
| 08850 | 10 -30 KC | Wth A | 170 |
| 11236 | 10 -30 KC | Fichte | 170 |
| 30738 | 10 -30 KC | Linde | 180 |
| 11204 | 10 -30 KC | Ahorn | 1110 |
| 30744 | 10 -30 KC | Eiche | 1120 |
| 30754 | 10 -30 KC | Kirschbaum | 1170 |
| 11247 | 10 -30 KC | Nussbaum | 1170 |



| | | | |
|-------|------------------|------------|------|
| 08858 | 14 -30 KC | Wth A | 280 |
| 11238 | 14 -30 KC | Fichte | 280 |
| 30739 | 14 -30 KC | Linde | 280 |
| 11205 | 14 -30 KC | Ahorn | 2120 |
| 30745 | 14 -30 KC | Eiche | 2130 |
| 11249 | 14 -30 KC | Nussbaum | 2210 |
| 30761 | 14 -30 KC | Kirschbaum | 2210 |



| | | | |
|-------|------------------|------------|------|
| 08995 | 20 -30 KC | Wth A | 290 |
| 30779 | 20 -30 KC | Fichte | 290 |
| 30777 | 20 -30 KC | Linde | 290 |
| 30776 | 20 -30 KC | Ahorn | 2130 |
| 30778 | 20 -30 KC | Eiche | 2170 |
| 30780 | 20 -30 KC | Nussbaum | 2230 |
| 30781 | 20 -30 KC | Kirschbaum | 2230 |

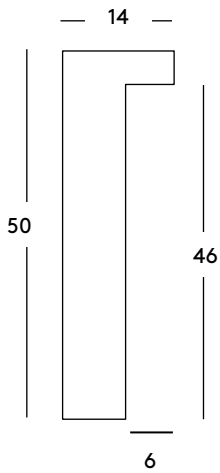
Profilschnitt

Art-Nr.

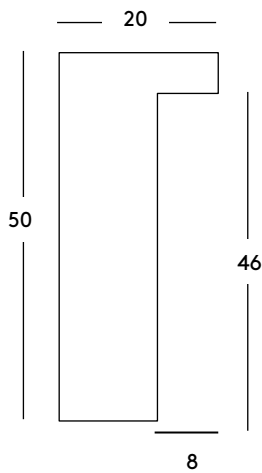
Bezeichnung

Holzart

Tarif-Nr.

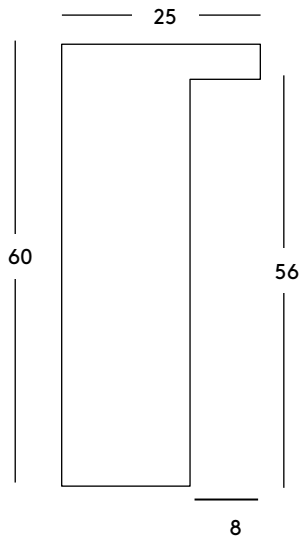


| | | | |
|-------|------------------|------------|------|
| 11243 | 14 -50 KC | Fichte | 2100 |
| 11221 | 14 -50 KC | Linde | 2100 |
| 11210 | 14 -50 KC | Ahorn | 2160 |
| 11232 | 14 -50 KC | Eiche | 2170 |
| 11254 | 14 -50 KC | Nussbaum | 2250 |
| 30763 | 14 -50 KC | Kirschbaum | 2250 |

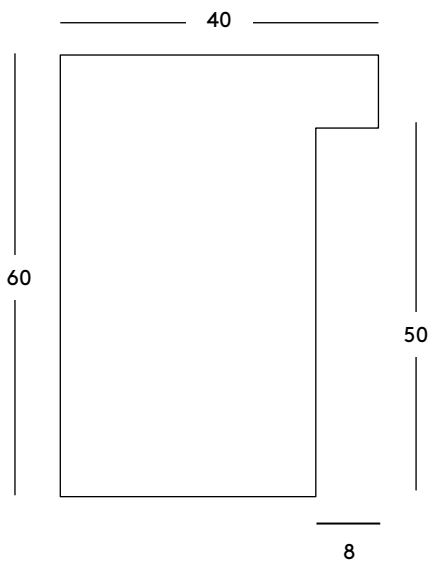


| | | | |
|-------|------------------|------------|------|
| 30797 | 20 -50 KC | Fichte | 2120 |
| 30795 | 20 -50 KC | Linde | 2130 |
| 30794 | 20 -50 KC | Ahorn | 2190 |
| 30796 | 20 -50 KC | Eiche | 2220 |
| 30798 | 20 -50 KC | Nussbaum | 2320 |
| 30799 | 20 -50 KC | Kirschbaum | 2320 |

| Profilschnitt | Art-Nr. | Bezeichnung | Holzart | Tarif-Nr. |
|---------------|---------|-------------|---------|-----------|
|---------------|---------|-------------|---------|-----------|

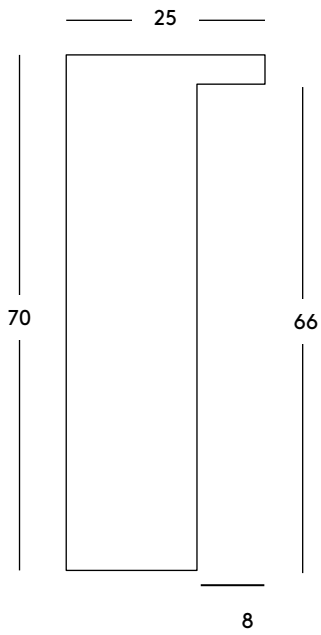


| | | | |
|-------|------------------|--------|------|
| 08114 | 25 -60 KC | Fichte | 3180 |
| 08113 | 25 -60 KC | Linde | 3190 |
| 08115 | 25 -60 KC | Eichen | 3290 |

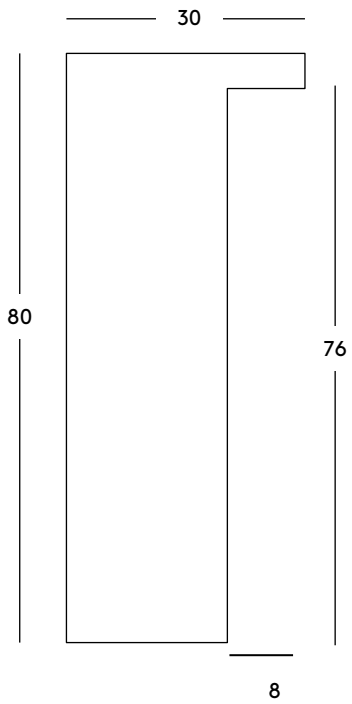


| | | | |
|-------|-----------------|------------|------|
| 09141 | 40 -60 K | Nussbaum | 4690 |
| 09145 | 40 -60 K | Kirschbaum | 4690 |

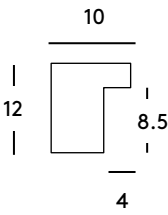
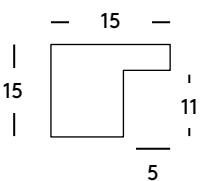
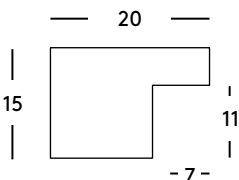
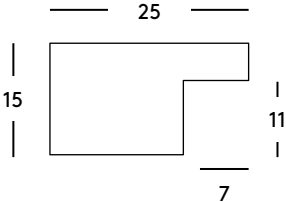
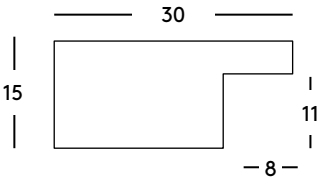
| Profilschnitt | Art-Nr. | Bezeichnung | Holzart | Tarif-Nr. |
|---------------|---------|-------------|---------|-----------|
|---------------|---------|-------------|---------|-----------|

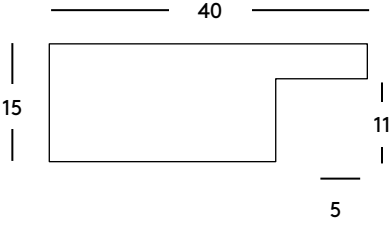
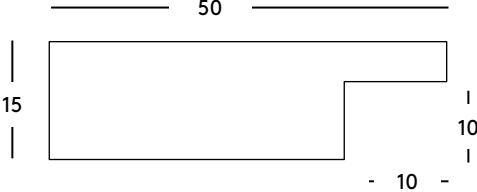
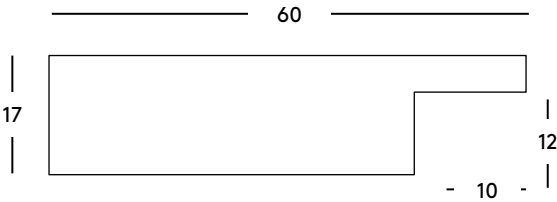
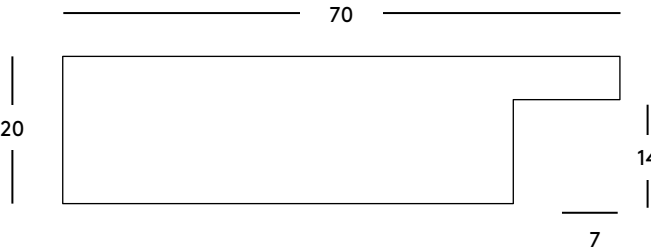
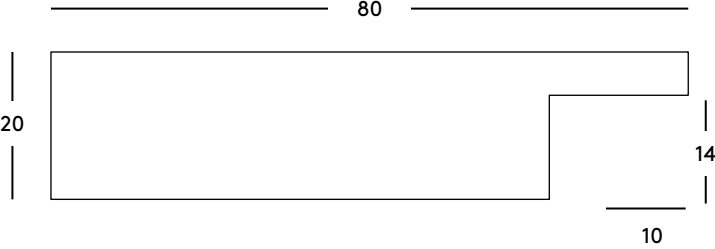



| | | | |
|-------|-----------|-------|------|
| 22639 | 25 -70 KC | Linde | 3260 |
|-------|-----------|-------|------|



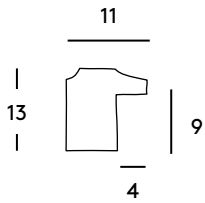
| | | | |
|-------|----------|-------|------|
| 22640 | 30 -80KC | Linde | 3310 |
|-------|----------|-------|------|

| Profilschnitt | Art-Nr. | Bezeichnung | Holzart | Tarif-Nr. |
|---|--------------|--------------|------------|-----------|
|  | 08001 | 1 -10 | Wth A | 160 |
| | 55201 | 1 -10 | Linde | 160 |
| | 53023 | 1 -10 | Eiche | 180 |
| | 02678 | 1 -10 | Kirschbaum | 1110 |
| | 02683 | 1 -10 | Nussbaum | 1110 |
| | 10001 | 1 -10 | Grundiert | 170 |
|  | 08029 | 6 -15 | Wth A | 260 |
| | 09425 | 6 -15 | Fichte | 260 |
| | 55206 | 6 -15 | Linde | 270 |
| | 09747 | 6 -15 | Ahorn | 280 |
| | 53128 | 6 -15 | Eiche | 290 |
| | 02679 | 6 -15 | Kirschbaum | 2130 |
| | 02684 | 6 -15 | Nussbaum | 2130 |
| | 10025 | 6 -15 | Grundiert | 290 |
|  | 08030 | 6 -20 | Wth A | 260 |
| | 09175 | 6 -20 | Fichte | 260 |
| | 55207 | 6 -20 | Linde | 270 |
| | 09430 | 6 -20 | Ahorn | 280 |
| | 53158 | 6 -20 | Eiche | 290 |
| | 02680 | 6 -20 | Kirschbaum | 2140 |
| | 02685 | 6 -20 | Nussbaum | 2140 |
| 10008 | 6 -20 | Grundiert | 280 | |
|  | 08031 | 6 -25 | Wth A | 370 |
| | 09435 | 6 -25 | Fichte | 370 |
| | 55208 | 6 -25 | Linde | 380 |
| | 09431 | 6 -25 | Ahorn | 3120 |
| | 53157 | 6 -25 | Eiche | 3130 |
| | 10026 | 6 -25 | Grundiert | 380 |
|  | 08032 | 6 -30 | Wth A | 370 |
| | 09176 | 6 -30 | Fichte | 370 |
| | 55209 | 6 -30 | Linde | 380 |
| | 09432 | 6 -30 | Ahorn | 3120 |
| | 53160 | 6 -30 | Eiche | 3130 |
| | 02681 | 6 -30 | Kirschbaum | 3170 |
| | 02686 | 6 -30 | Nussbaum | 3170 |
| 10027 | 6 -30 | Grundiert | 3100 | |

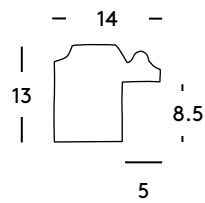
| Profilschnitt | Art-Nr. | Bezeichnung | Holzart | Tarif-Nr. |
|--|---------|---------------|---------|-----------|
|  | 08033 | 6 -40 | Wth A | 490 |
| | 55210 | 6 -40 | Linde | 480 |
| | 53159 | 6 -40 | Eiche | 4180 |
|  | 06034 | 6 -50 | Wth B | 5110 |
| | 55211 | 6 -50 | Linde | 5110 |
| | 53148 | 6 -50 | Eiche | 5190 |
|  | 06035 | 6 -60 | Wth B | 6130 |
| | 55212 | 6 -60 | Linde | 6150 |
|  | 08036 | 6 -70 | Wth A | 7190 |
| | 55213 | 6 -70 | Linde | 7210 |
|  | 06037 | 6 -80 | Wth B | 8240 |
| | 55214 | 6 -80 | Linde | 8250 |
|  | 06046 | 6 -100 | Wth A | 10320 |
| | 55215 | 6 -100 | Linde | 10340 |

| Profilschnitt | Art-Nr. | Bezeichnung | Holzart | Tarif-Nr. |
|---------------|---------|-------------|---------|-----------|
|---------------|---------|-------------|---------|-----------|

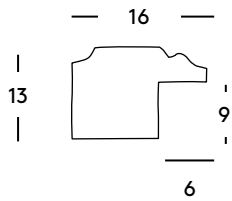
Bernerstab I Bernoise



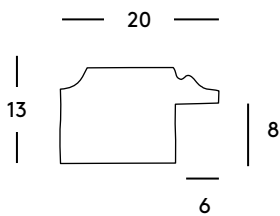
| | | | |
|-------|-------|-------|-----|
| 08080 | 9 -11 | Wth A | 160 |
| 55216 | 9 -11 | Linde | 160 |



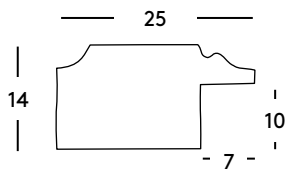
| | | | |
|-------|-------|-----------|-----|
| 06062 | 9 -14 | Wth B | 260 |
| 55217 | 9 -14 | Linde | 270 |
| 10032 | 9 -14 | Grundiert | 280 |



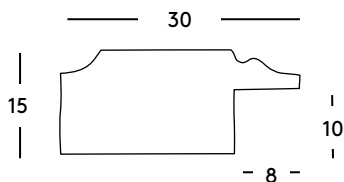
| | | | |
|-------|-------|-------|-----|
| 06063 | 9 -16 | Wth B | 260 |
| 55218 | 9 -16 | Linde | 270 |



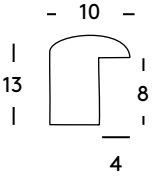
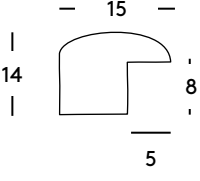
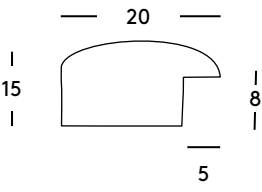
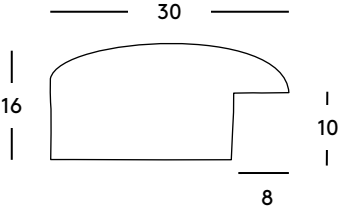
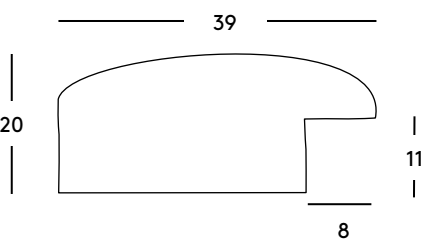
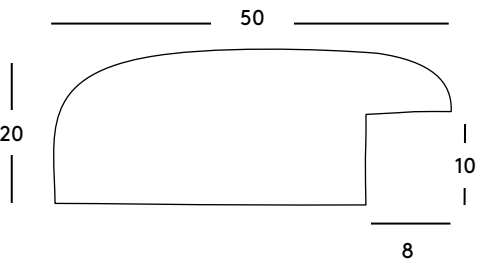
| | | | |
|-------|-------|-----------|-----|
| 08085 | 9 -20 | Wth A | 260 |
| 10034 | 9 -20 | Grundiert | 290 |



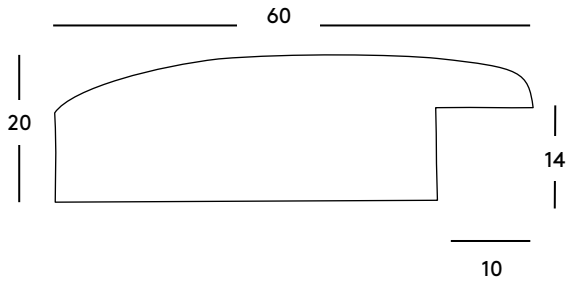
| | | | |
|-------|-------|-------|-----|
| 06066 | 9 -25 | Wth B | 380 |
|-------|-------|-------|-----|



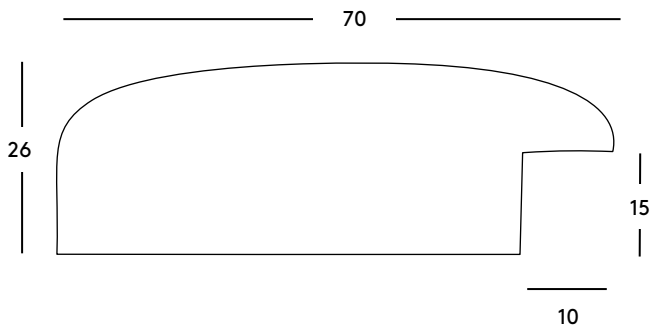
| | | | |
|-------|-------|-------|-----|
| 08087 | 9 -30 | Wth A | 390 |
|-------|-------|-------|-----|

| Profilschnitt | Art-Nr. | Bezeichnung | Holzart | Tarif-Nr. |
|---|---------|-----------------|-----------|-----------|
|  | 06211 | 20 -10 H | Wth B | 160 |
| | 55243 | 20 -10 H | Linde | 170 |
| | 10061 | 20 -10 H | Grundiert | 160 |
|  | 06212 | 20 -14 H | Wth B | 260 |
| | 55244 | 20 -14 H | Linde | 270 |
| | 10062 | 20 -14 H | Grundiert | 290 |
|  | 06213 | 20 -20 H | Wth B | 280 |
| | 55245 | 20 -20 H | Linde | 290 |
| | 10063 | 20 -20 H | Grundiert | 290 |
|  | 06215 | 20 -30 H | Wth B | 390 |
| | 55247 | 20 -30 H | Linde | 390 |
| | 10065 | 20 -30 H | Grundiert | 3120 |
|  | 08166 | 20 -40 H | Wth A | 4110 |
| | 55248 | 20 -40 H | Linde | 4110 |
|  | 08170 | 20 -50 H | Wth A | 5120 |
| | 55249 | 20 -50 H | Linde | 5130 |

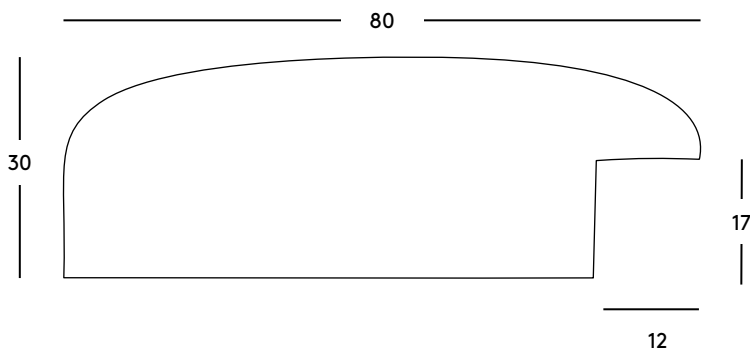
| Profilschnitt | Art-Nr. | Bezeichnung | Holzart | Tarif-Nr. |
|---------------|---------|-------------|---------|-----------|
|---------------|---------|-------------|---------|-----------|



| | | | |
|-------|-----------------|-------|------|
| 06218 | 20 -60 H | Wth B | 6170 |
| 55250 | 20 -60 H | Linde | 6180 |

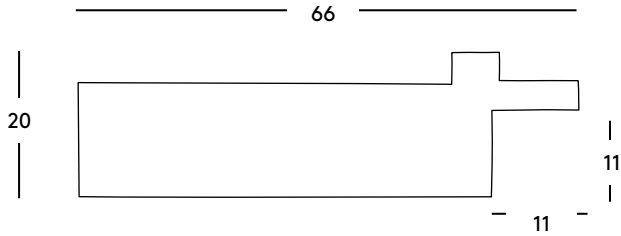


| | | | |
|-------|-----------------|-------|------|
| 06252 | 20 -70 H | Wth B | 7190 |
|-------|-----------------|-------|------|

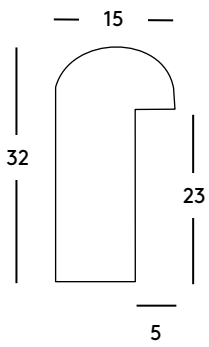


| | | | |
|-------|-----------------|-------|------|
| 06219 | 20 -80 H | Wth B | 8240 |
|-------|-----------------|-------|------|

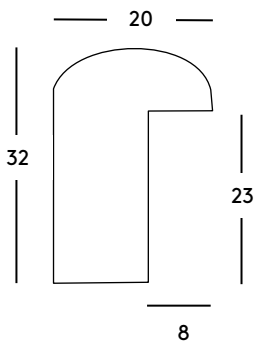
| Profilschnitt | Art-Nr. | Bezeichnung | Holzart | Tarif-Nr. |
|---------------|---------|-------------|---------|-----------|
|---------------|---------|-------------|---------|-----------|



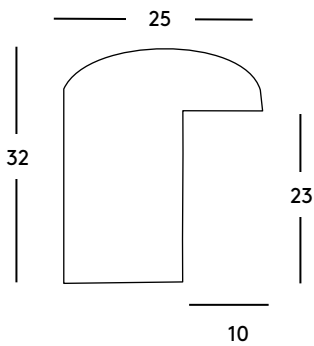
| | | | |
|-------|---------------|-------|------|
| 06250 | 20 -66 | Wth B | 7190 |
|-------|---------------|-------|------|



| | | | |
|-------|------------------|-------|------|
| 08013 | 26 -15/32 | Wth B | 2100 |
|-------|------------------|-------|------|

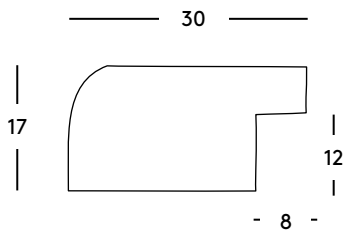


| | | | |
|-------|------------------|-------|------|
| 08014 | 26 -20/32 | Wth B | 2100 |
|-------|------------------|-------|------|

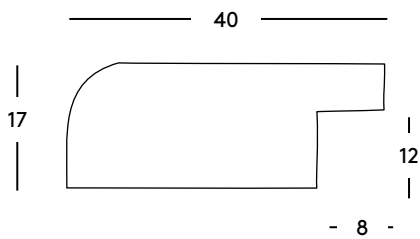


| | | | |
|-------|------------------|-------|------|
| 08015 | 26 -25/32 | Wth B | 3110 |
|-------|------------------|-------|------|

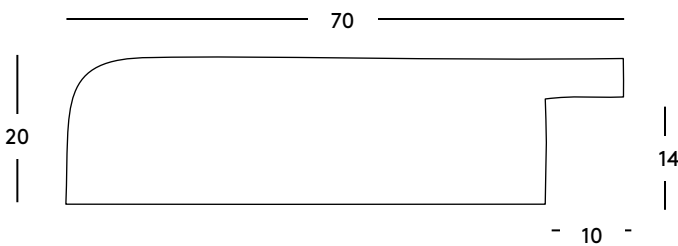
| Profilschnitt | Art-Nr. | Bezeichnung | Holzart | Tarif-Nr. |
|---------------|---------|-------------|---------|-----------|
|---------------|---------|-------------|---------|-----------|



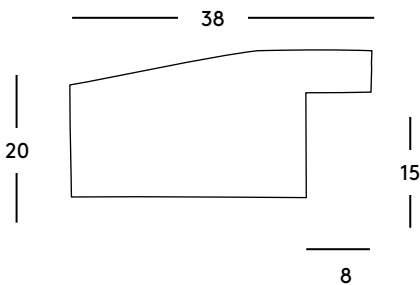
| | | | |
|-------|---------------|-------|------|
| 22618 | 33 -30 | Wth A | 3100 |
|-------|---------------|-------|------|



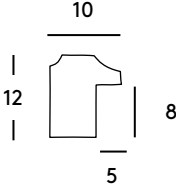
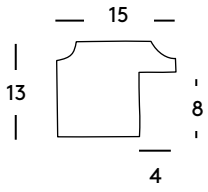
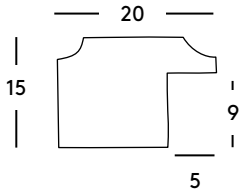
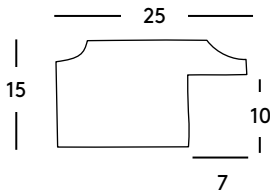
| | | | |
|-------|---------------|-------|------|
| 09777 | 33 -40 | Wth B | 4120 |
|-------|---------------|-------|------|



| | | | |
|-------|---------------|-------|------|
| 09781 | 33 -70 | Wth B | 7240 |
|-------|---------------|-------|------|



| | | | |
|-------|---------------|-------|------|
| 06488 | 38 -20 | Wth B | 4120 |
|-------|---------------|-------|------|

| Profilschnitt | Art-Nr. | Bezeichnung | Holzart | Tarif-Nr. |
|---|---------|---------------|-----------|-----------|
|  | 06511 | 40 -10 | Wth B | 160 |
| | 55255 | 40 -10 | Linde | 170 |
| | 10101 | 40 -10 | Grundiert | 170 |
|  | 06513 | 40 -15 | Wth B | 260 |
| | 55257 | 40 -15 | Linde | 280 |
|  | 22609 | 40 -20 | Wth B | 270 |
| | 55258 | 40 -20 | Linde | 280 |
|  | 22608 | 40 -25 | Wth B | 380 |
| | 55259 | 40 -25 | Linde | 390 |

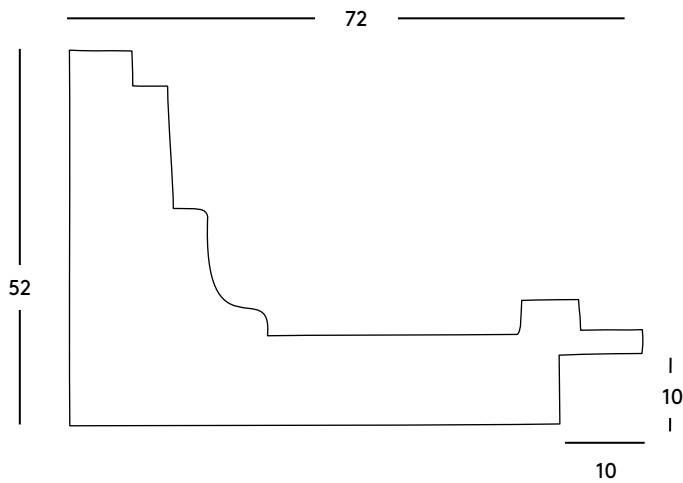
| Profilschnitt | Art-Nr. | Bezeichnung | Holzart | Tarif-Nr. |
|---------------|---------|-------------|---------|-----------|
|---------------|---------|-------------|---------|-----------|



77786 **53 -60** Wth B 6220

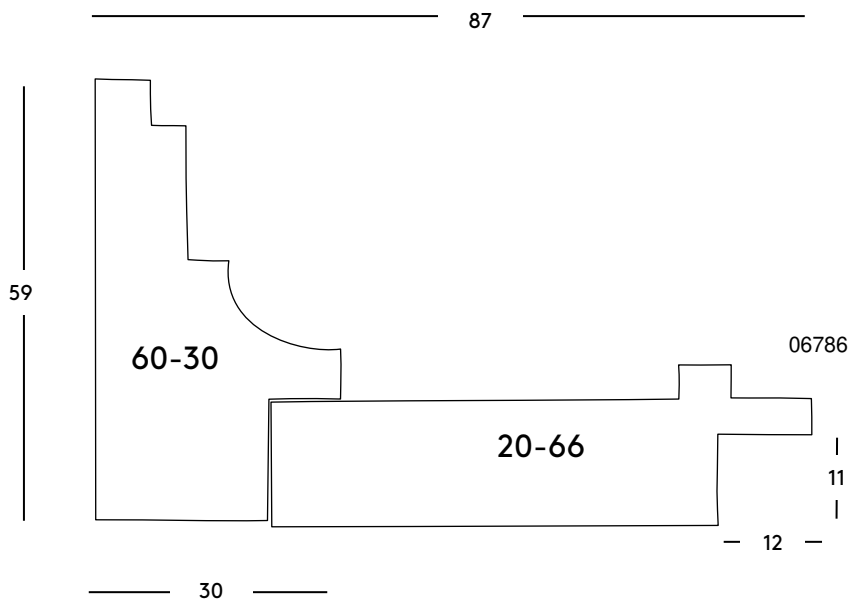


06741 **53 -80** Wth B 8320

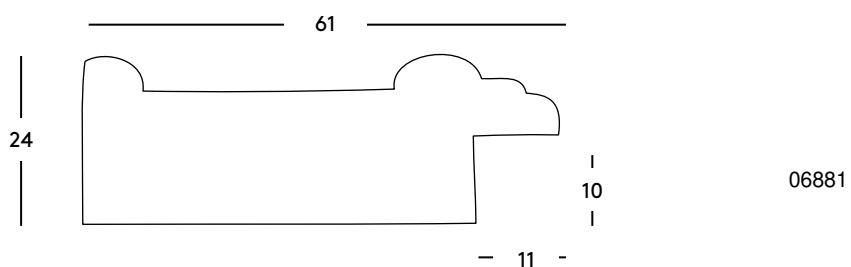
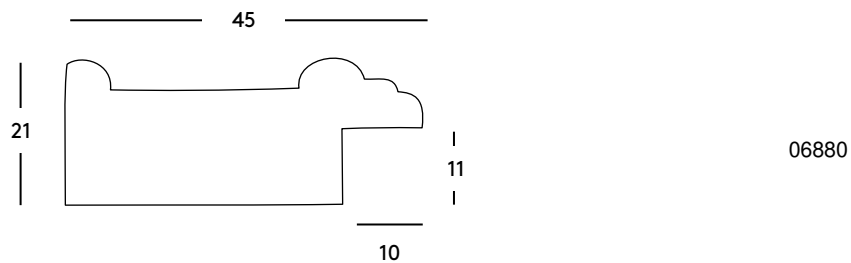
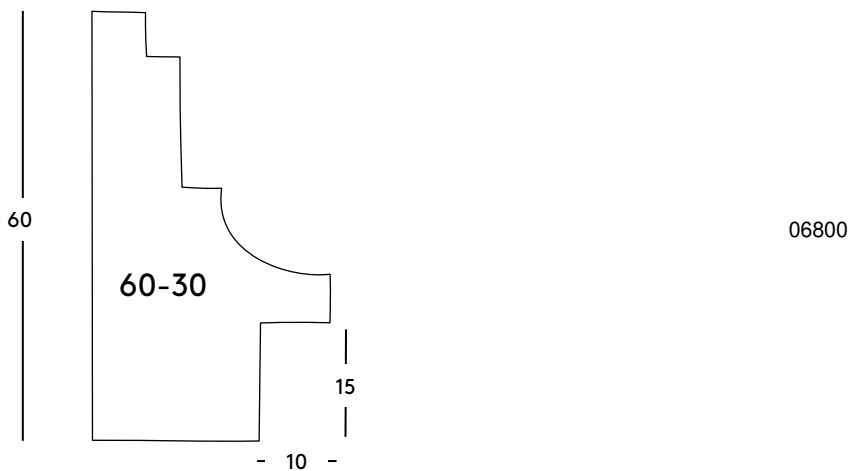


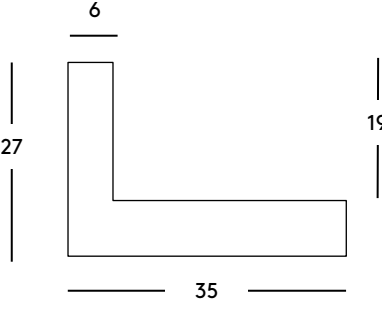
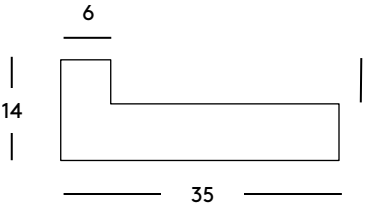
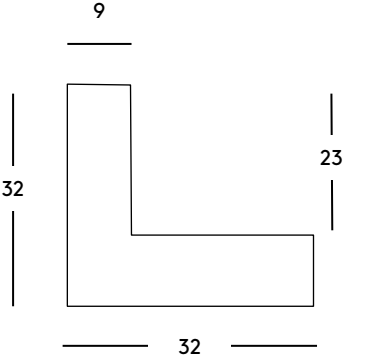
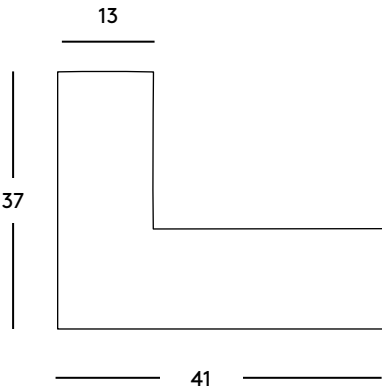
06770 **56 -74** Wth B 8330

| Profilschnitt | Art-Nr. | Bezeichnung | Holzart | Tarif-Nr. |
|---------------|---------|-------------|---------|-----------|
|---------------|---------|-------------|---------|-----------|

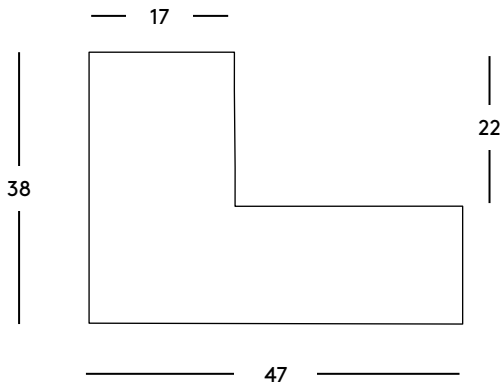


Kassette mittel, bestehend aus 2 Profilen
58 -87 Wth B 9450

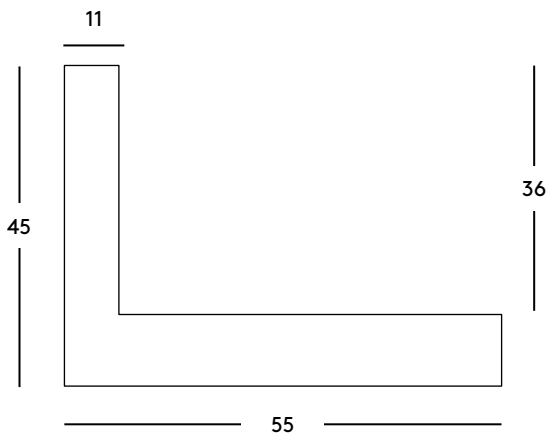


| Profilschnitt | Art-Nr. | Bezeichnung | Holzart | Tarif-Nr. |
|---|---------|-------------------|-----------|-----------|
|  | 08454 | 220 -35/19 | Linde | 4130 |
|  | 08455 | 221 -35/6 | Linde | 4110 |
|  | 08450 | 235 -32/8 | With A | 3120 |
| | 09111 | 235 -32/8 | Fichte | 3120 |
| | 55262 | 235 -32/8 | Linde | 3120 |
| | 09420 | 235 -32/8 | Ahorn | 3200 |
| | 09412 | 235 -32/8 | Eiche | 3200 |
| | 09421 | 235 -32/8 | Nussbaum | 3340 |
| | 10279 | 235 -32/8 | Grundiert | 3140 |
|  | 08451 | 238 -42/12 | With A | 4180 |
| | 08971 | 238 -42/12 | Fichte | 4190 |
| | 55265 | 238 -42/12 | Linde | 4190 |
| | 22641 | 238 -42/12 | Ahorn | 4250 |
| | 09413 | 238 -42/12 | Eiche | 4260 |
| | 22642 | 238 -42/12 | Nussbaum | 4470 |
| | 10280 | 238 -42/12 | Grundiert | 4180 |

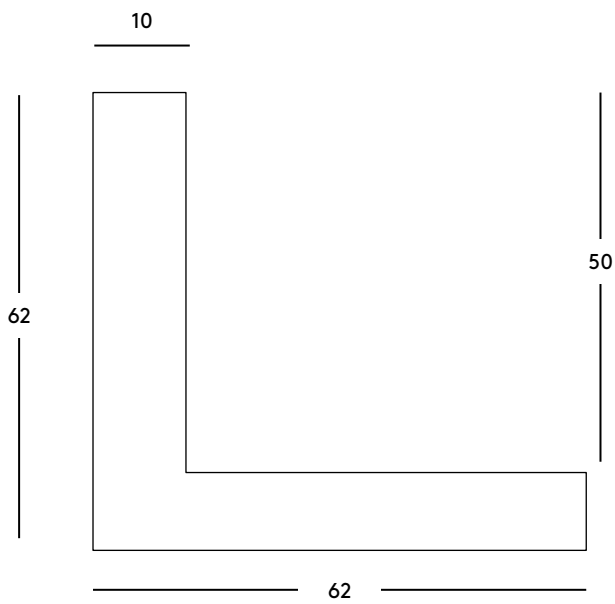
| Profilschnitt | Art-Nr. | Bezeichnung | Holzart | Tarif-Nr. |
|---------------|---------|-------------|---------|-----------|
|---------------|---------|-------------|---------|-----------|



| | | | |
|-------|-------------------|-------|------|
| 07082 | 239 -47/17 | Wth B | 5180 |
|-------|-------------------|-------|------|

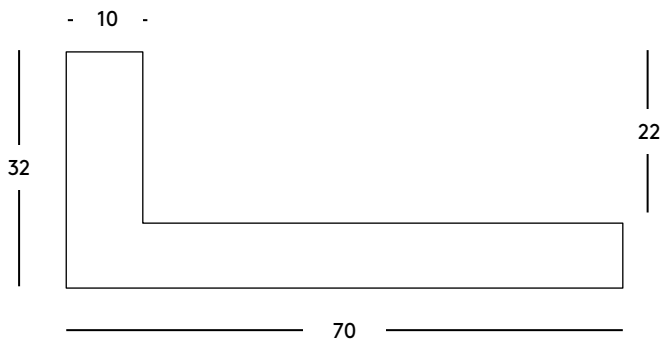


| | | | |
|-------|-------------------|-----------|------|
| 07108 | 255 -45/10 | Fichte | 5290 |
| 07093 | 255 -45/10 | Grundiert | 6310 |

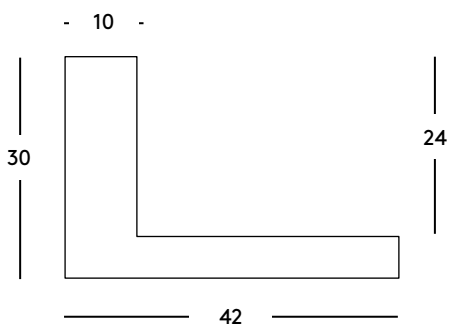


| | | | |
|-------|-------------------|--------|------|
| 77781 | 260 -62/12 | Fichte | 6380 |
|-------|-------------------|--------|------|

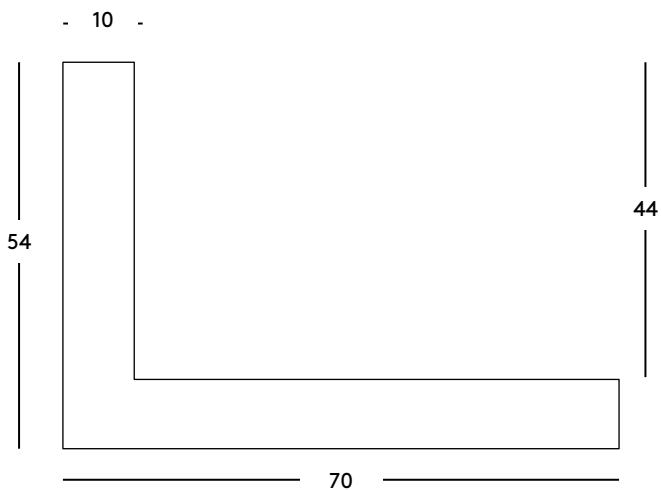
| Profilschnitt | Art-Nr. | Bezeichnung | Holzart | Tarif-Nr. |
|---------------|---------|-------------|---------|-----------|
|---------------|---------|-------------|---------|-----------|



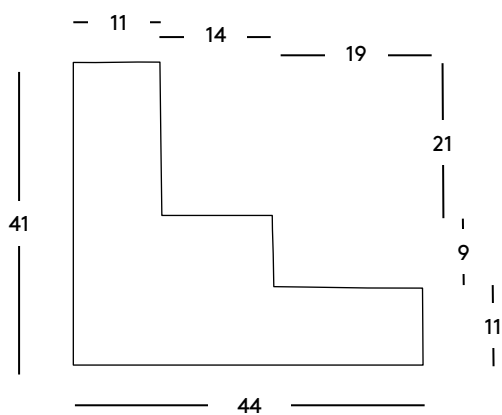
| | | | |
|-------|-------------------|-------|------|
| 01810 | 261 -70/10 | Wth B | 7250 |
|-------|-------------------|-------|------|



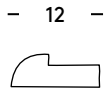
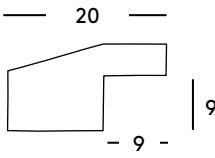
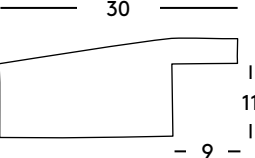
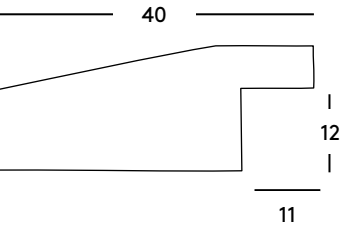
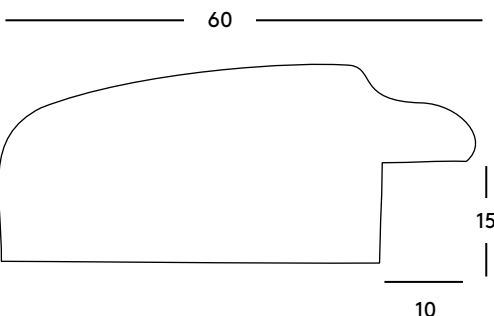
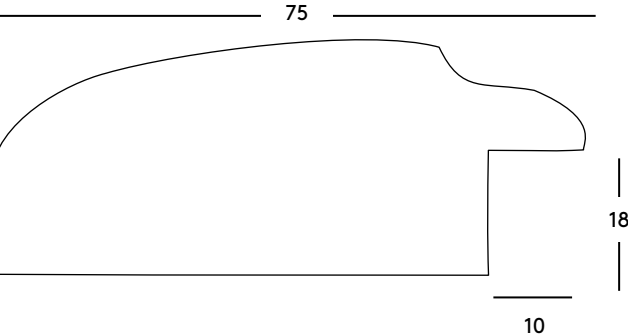
| | | | |
|-------|-------------------|-------|------|
| 01811 | 263 -42/10 | Wth B | 5140 |
|-------|-------------------|-------|------|



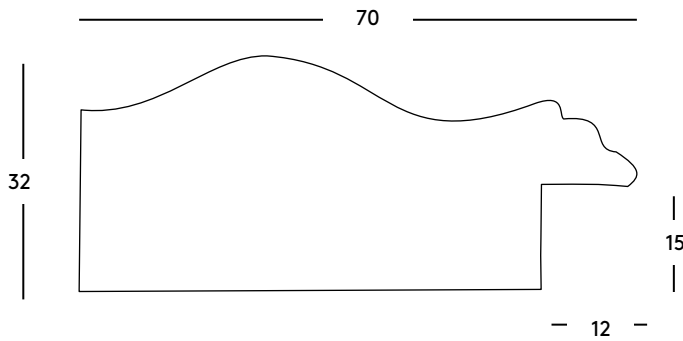
| | | | |
|-------|-------------------|-------|------|
| 01812 | 264 -70/10 | Wth B | 7370 |
|-------|-------------------|-------|------|



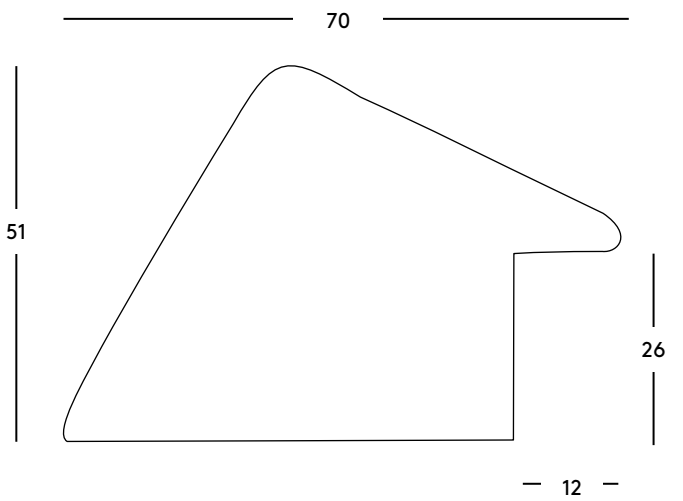
| | | | |
|-------|-------------------|-------|------|
| 01813 | 265 -44/11 | Linde | 5210 |
|-------|-------------------|-------|------|

| Profilschnitt | Art-Nr. | Bezeichnung | Holzart | Tarif-Nr. |
|---|---------|-----------------|---------|-----------|
|  | 55269 | 917 -5 | Linde | 160 |
|  | 09978 | 1133 -20 | Wth B | 270 |
|  | 09979 | 1133 -30 | Wth B | 390 |
|  | 09980 | 1133 -40 | Wth B | 4110 |
|  | 07812 | 3100 -60 | Wth B | 6180 |
|  | 07813 | 3100 -75 | Wth B | 8270 |

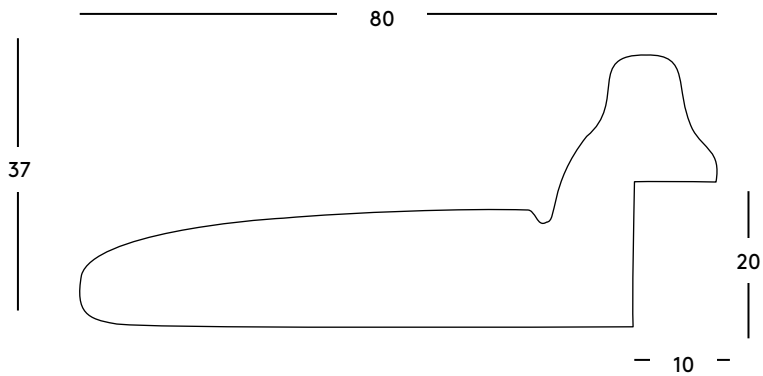
| Profilschnitt | Art-Nr. | Bezeichnung | Holzart | Tarif-Nr. |
|---------------|---------|-------------|---------|-----------|
|---------------|---------|-------------|---------|-----------|



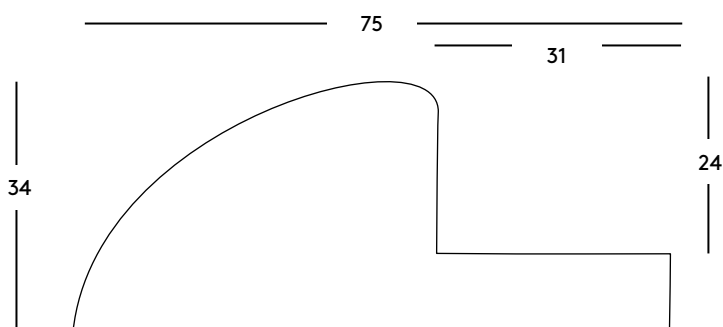
| | | | |
|-------|-----------------|-------|------|
| 07832 | 3107 -70 | Wth B | 7240 |
|-------|-----------------|-------|------|



| | | | |
|-------|-----------------|-------|------|
| 07834 | 3108 -70 | Wth B | 7320 |
|-------|-----------------|-------|------|

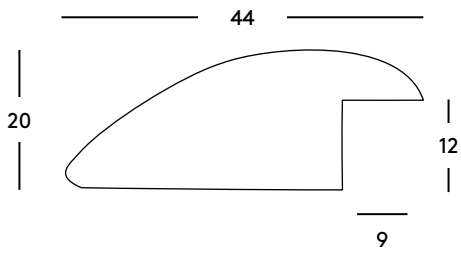


| | | | |
|-------|-----------------|-------|------|
| 07839 | 3111 -80 | Wth B | 8320 |
|-------|-----------------|-------|------|

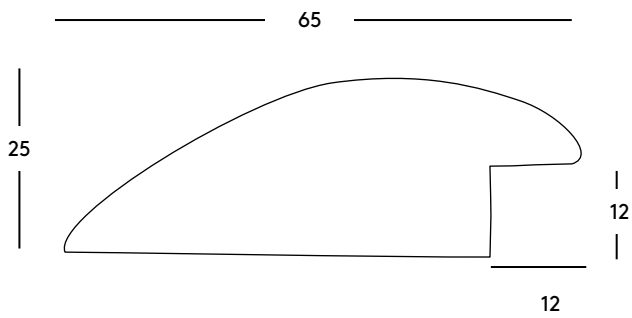


| | | | |
|-------|-----------------|-------|------|
| 07830 | 3114 -75 | Wth B | 8270 |
|-------|-----------------|-------|------|

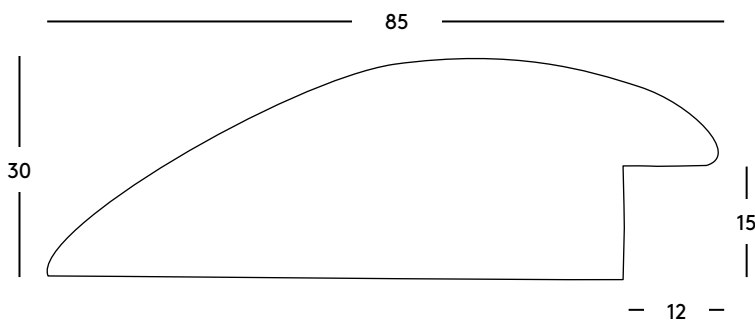
| Profilschnitt | Art-Nr. | Bezeichnung | Holzart | Tarif-Nr. |
|---------------|---------|-------------|---------|-----------|
|---------------|---------|-------------|---------|-----------|



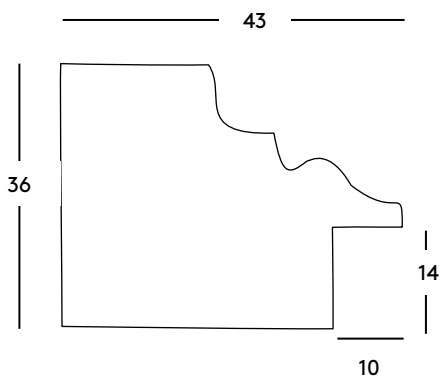
| | | | |
|-------|-----------------|-------|------|
| 07142 | 3121 -45 | Wth B | 5100 |
|-------|-----------------|-------|------|



| | | | |
|-------|-----------------|-------|------|
| 07878 | 3121 -65 | Wth B | 7180 |
|-------|-----------------|-------|------|

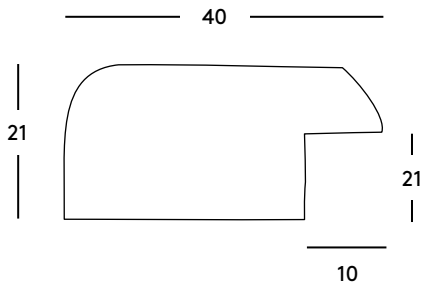


| | | | |
|-------|-----------------|-------|------|
| 07869 | 3121 -85 | Wth B | 9270 |
|-------|-----------------|-------|------|

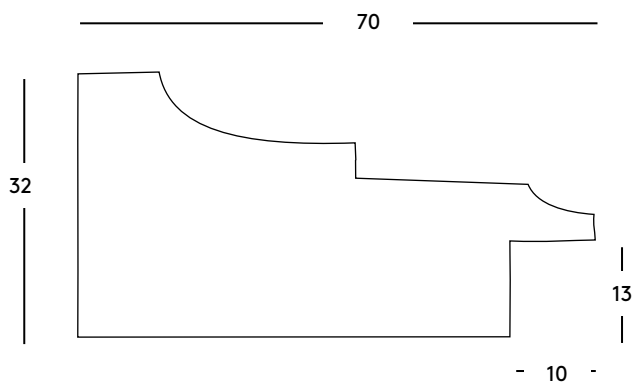


| | | | |
|-------|-----------------|-------|------|
| 09805 | 3530 -43 | Wth B | 5150 |
|-------|-----------------|-------|------|

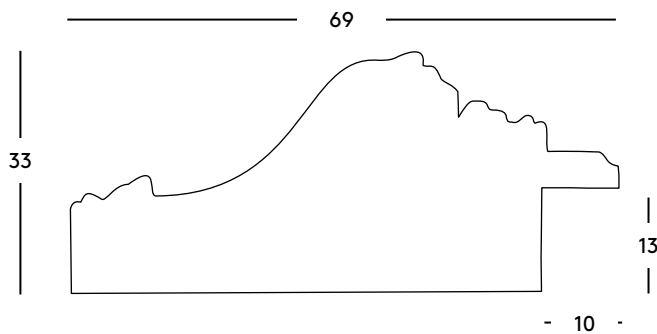
| Profilschnitt | Art-Nr. | Bezeichnung | Holzart | Tarif-Nr. |
|---------------|---------|-------------|---------|-----------|
|---------------|---------|-------------|---------|-----------|



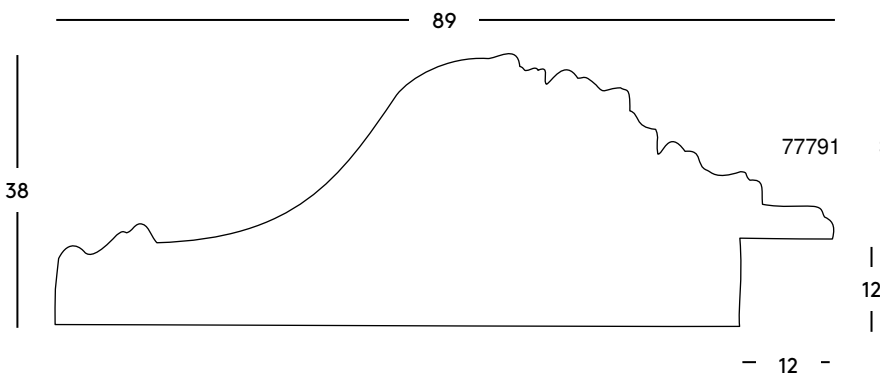
| | | | |
|-------|-----------------|-------|------|
| 07101 | 3531 -40 | Wth B | 4100 |
|-------|-----------------|-------|------|



| | | | |
|-------|-----------------|-------|------|
| 09120 | 3610 -65 | Wth B | 7240 |
|-------|-----------------|-------|------|



| | | | |
|-------|-----------------|-------|------|
| 77790 | 3640 -70 | Ayous | 7220 |
|-------|-----------------|-------|------|



| | | | |
|-------|------------------|-------|-------|
| 77791 | 3640 -100 | Ayous | 10340 |
|-------|------------------|-------|-------|